



Representing a story of diversity

The Afro Carib & Danish shared story

The agenda

- + The empirical material & delimitation of the project.
- + Who are documenting data and who are showing data?
- + Beyond stereotypes.
- + Beyond the single story
 - The data records tell a story of diversity.*
 - The story in pictures we selected.*
- + What is not in the material, *a reflection...*

The empirical material & delimitation:

- + We work with data records from 1911 on St. Croix in Tableau.
- + The registrations were made by the people themselves.
- + From 17 registrations polls.
- + We work with pictures of people. Taken by Danish photographers.

-We were aware that leaving out parts of the documentary-data will comprise the picture...

Who are documenting & who are showing data?

- + The data and pictures represent Danish colonial administration and therefore power. Colonial power used race to legitimise suppression.
- + Showing data and pictures put the research at a risk of reproducing racist positions that are linked to a colonising and demeaning construction of race in stereotypes.

+ To quote Stuart Hall, 1997:
'Stereotyping reduces people to a few, simple, and essential characteristics...as fixed by Nature'

'Stereotyping as a signifying practice is central to the representation of racial difference'

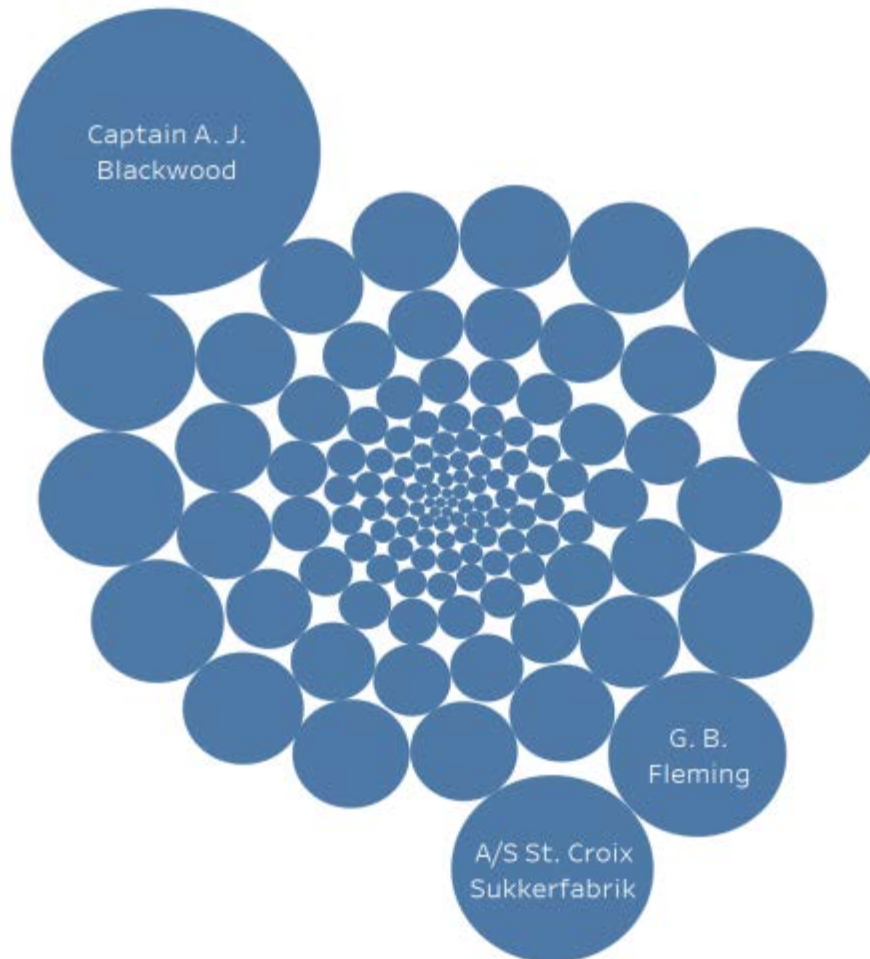
Therefore we suggest....

Exploring the 1916 census data= objectivity?

- + Having a clear view of the census data required the cleaning of the data, according to the needs of our research.
- + This was performed in Open Refine.
- + The following images are created in Tableau; we used this tool to create a visual argument for our research.
- + Visualising the data brings the advantage of allowing the viewer to have a better understanding of the census data.

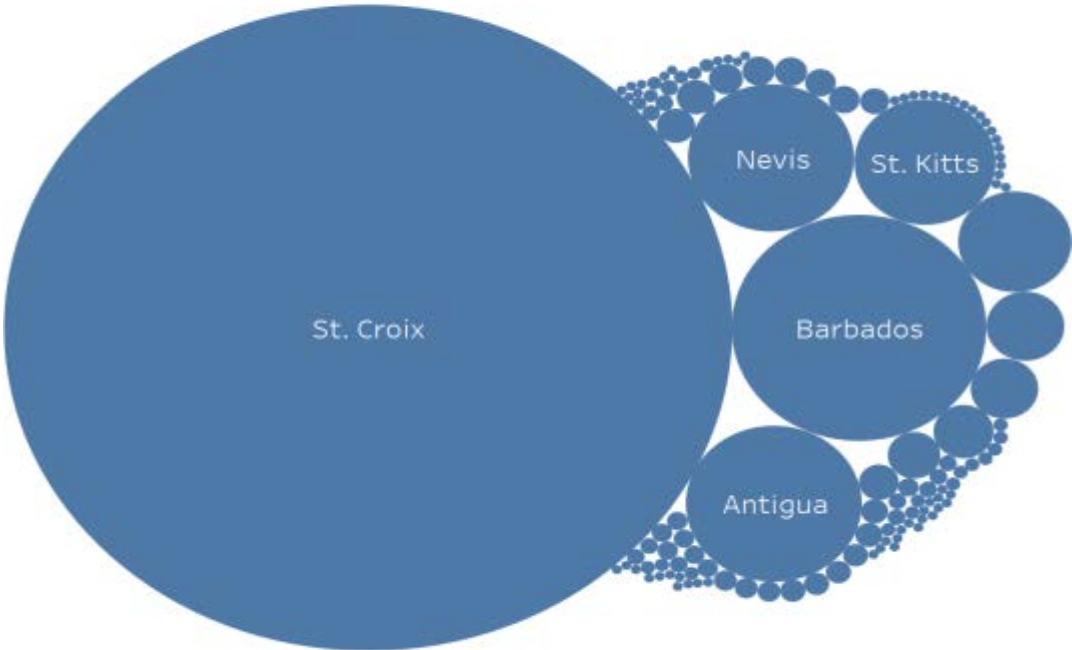
In the beginning, we were going to look at the data about slaves/owners. However, this is what it would have looked like... and we realised that the variety of this island could be expressed in much more than one picture.

Slave owners



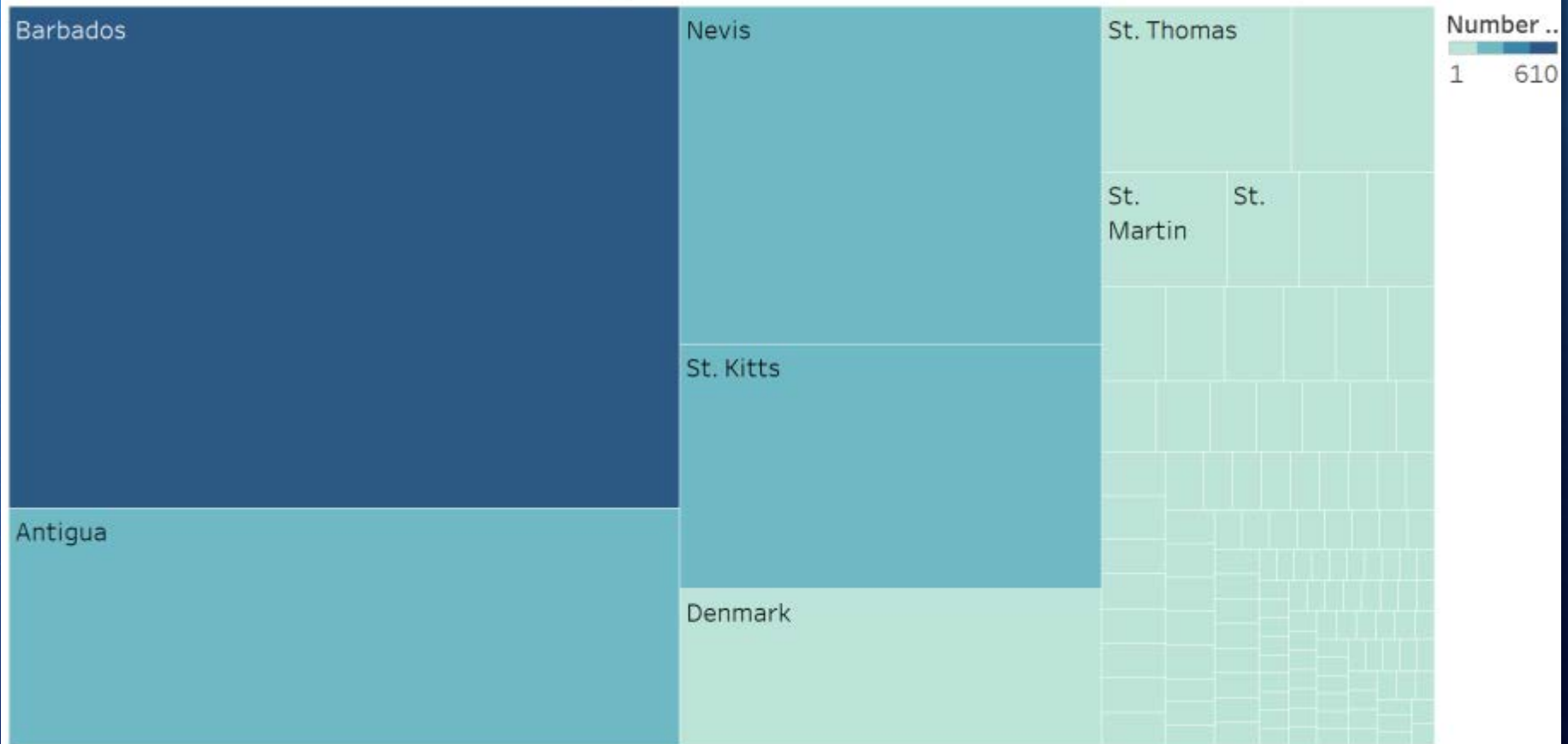
Total population of St. Croix in 1911- looking at the place of birth, it can be seen that there are many inhabitants that have immigrated to St. Croix.

Place of birth

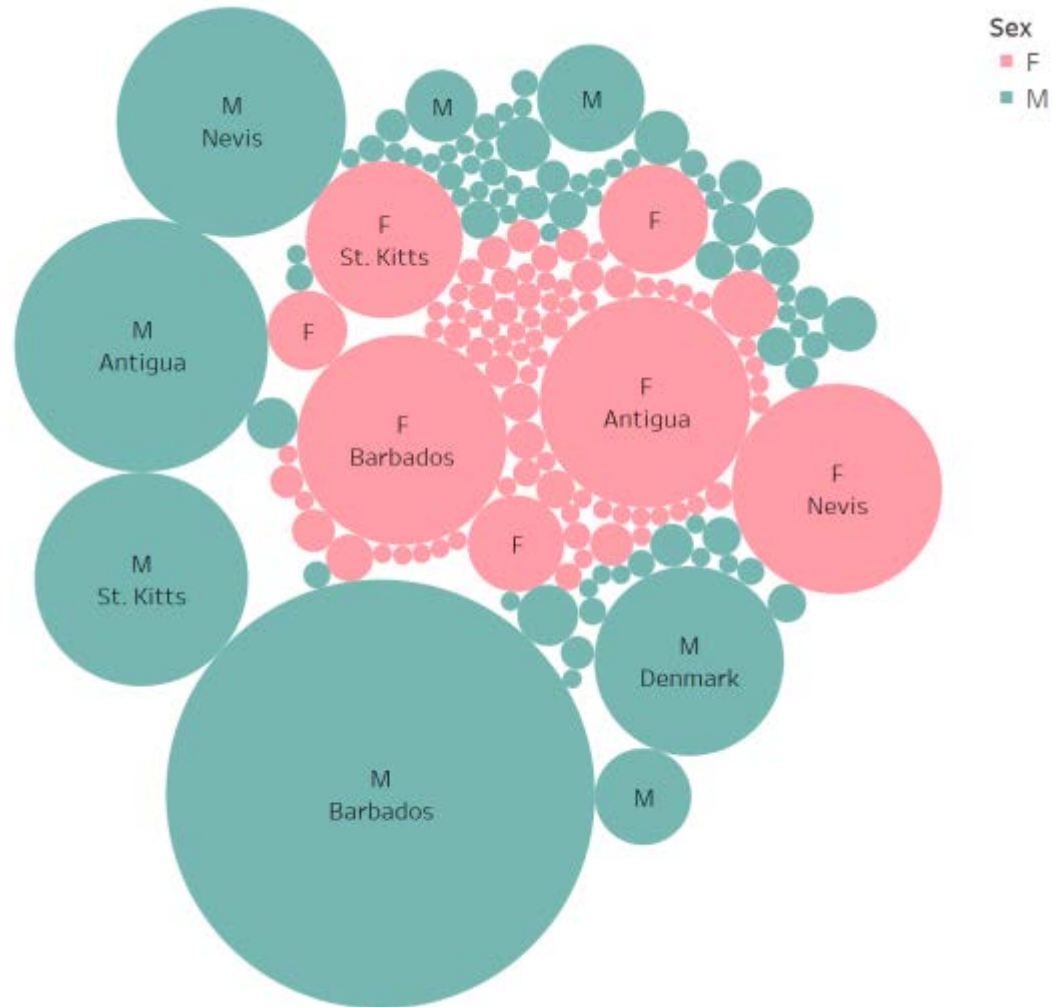


An important part of the St. Croix population had very diverse origins.

Place of birth of St. Croix immigrants

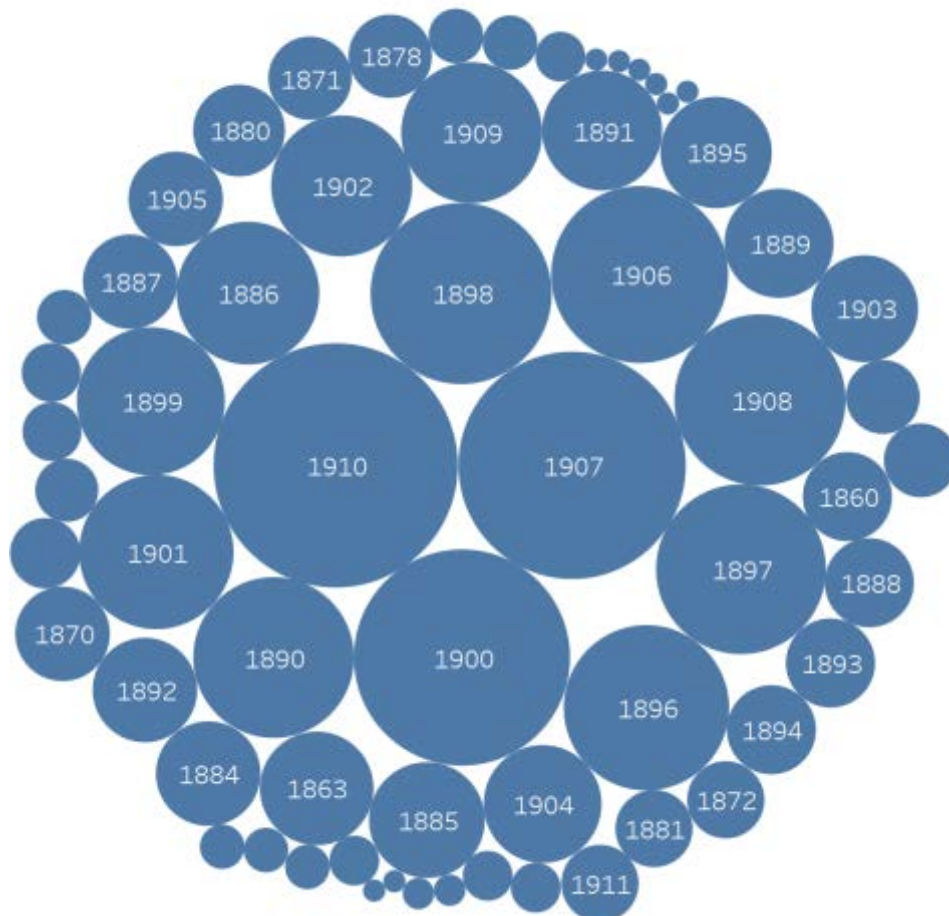


More than half of those were males, mostly from islands such as Barbados, Antigua, St. Kitts, Nevis- but also noticeably, from Denmark.



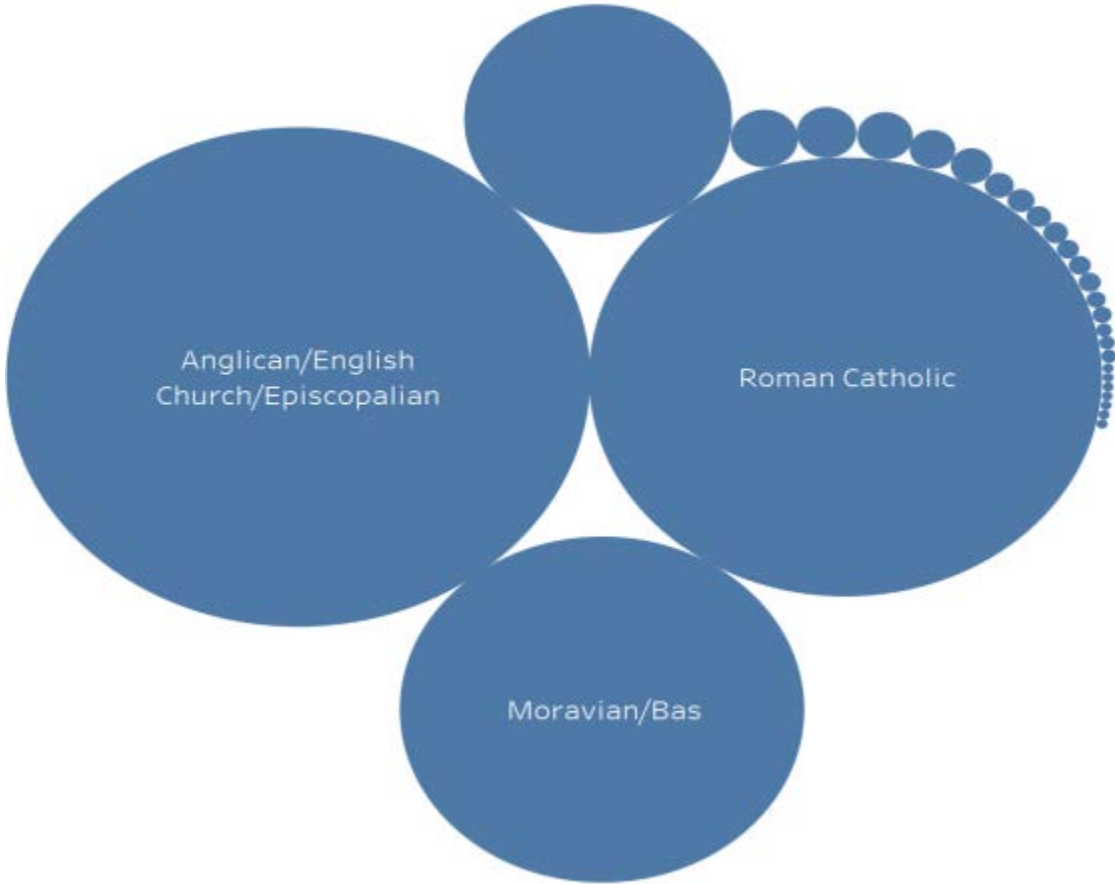
Towards 1911, more immigrants were getting legally registered as inhabitants on the island. Reasons for this might be found in the political contexts of St. Croix in that period.

Year of Settlement



The diversity is also reflected in the local religions, amongst which Anglican were the most numerous; Roman Catholic and Moravian were also very present.

Religions



A story of diversity- looking further

- + Overall, the visualisation of the census confirms our assumptions about the local diversity of St. Croix- however, interpreting just the data can bring uni-dimensional results and conclusions.
- + We decided to take our exploration further than the visualized census data.
- + For this, we used the image archives of the Danish West Indies, in search of images that would reflect the diversity .

Beyond stereotypes



In search of diversity



To find 'cracks' and hybridity in the archive




Who were The Cha Cha's ?

Theory of hybridity

To quote Homi Bhabha, 2012

- + 'The language of critique is effective not because it keeps forever separate the terms of the master and slave, the mercantilist and the Marxist, but the extent to which it overcomes the given grounds of opposition and opens for a place of translation: a place of hybridity ... where the construction of [the] object is ... *neither one nor the other*'.



The baobab tree

A story of diversity

The data archive we use contains 6166 records of people.

- + Record of 26 different religions.

- + Place of birth varies from 11 different places:

Atigua, Barbados, Belgium, St. Croix, Guadeloupe, Monserret, Nevis/St. Kitts, St. Lucia, St. Martin, St. Thomas, Trinidad, USA, Denmark.

What's not in the in the archive

- + The whole picture or story...
- + The voices of the depicted people. -*What stories would they tell us?*
- + *A collected cultural memory*